



# DELANEY®

## PRODUCT CATALOG

BRAVURA • DELANEY • CALLAN  
PREMIER STEEL DOORS & FRAMES



Premium Hardware with Exceptional Service for  
Single-Family, Multi-Family, & Commercial Buildings





# DELANEY®

## The Delaney Hardware Difference

Our unwavering commitment and passion to provide you with superior quality hardware and exceptional service distinguishes us from the rest of the industry. Our mission is to make furnishing your home's door hardware refreshingly easy.

Founded over 25 years ago on strong family values, we understand the attention to detail needed to consistently and reliably deliver stylish, durable and secure hardware. We offer three brand tiers of door hardware as well as barndoor, trim and bath hardware. Specializing in providing hardware solutions for residential homes, multi-family buildings, and commercial projects, we provide exceptional service, accurate and on-time deliveries, and superior value for all of your hardware needs.

# TABLE OF CONTENTS

## Door Hardware

### Bravura

Entrance Hardware	
Handlesets.....	6-9
Interior options .....	10
Deadbolts.....	11
Keyed Locksets .....	12
Multipoint .....	13
Mortise Locks.....	13
Telluride .....	14
Knobs & Levers	
Traditional.....	17
Crystal.....	18
Rustico .....	19
Rustico Grande .....	20
Moderne.....	21
Haute Moderne .....	22
Elite Solid Zinc .....	23-24

### Delaney

Sandcast	
Handlesets.....	27-28
Knobs & Levers .....	29-30
Entrance Hardware	
Handlesets.....	31-32
Deadbolts.....	32
Knobs & Levers	
Grade 2 Knobs & Levers ....	33-34
Grade 3 Knobs.....	35-36
Grade 3 Levers .....	37-38

### Callan

Entrance Hardware	
Handlesets.....	40
Deadbolts.....	40
Knobs & Levers	
Knobs.....	41
Levers .....	42

## Digital Locks

Smart Lock.....	44
Digital locks .....	45-46

## Barndoor Hardware

Flat Track Series.....	48
Mini Barndoor .....	49
Standard Bypass Kit.....	49
Round Track Series .....	49
Pulls & Handles .....	50

## Bath Hardware

1100 series .....	52
900 series .....	52
800 series .....	53
700 series .....	53
600 series .....	54
500 series .....	54
400 series .....	55
300 series .....	55
200 series .....	56
Accessories.....	56

## Trim Hardware & Hinges

Pocket Door Locks.....	59
Door Knockers & Viewers .....	60
Plates & Pulls .....	60
Exterior Shutter Hardware .....	61
Handrail Brackets.....	62
Surface & Flush Bolts .....	62
Door Stops .....	63-64
Closet Hardware.....	65
Hinges.....	66

## Commercial

Locksets .....	69-71
Deadbolts .....	72
Exit Devices .....	73-74
Exterior Trims .....	75
Door Closers .....	76
Hollow Metal Doors & Frames .....	77

Reference Guide of Finishes .....	78
-----------------------------------	----



# DOOR HARDWARE

First impressions are everything... Your home's first impression starts at your front door. It should express your unique style with the utmost quality, durability and security.

At Delaney, we make it our mission to provide the best door hardware for every homeowners distinct needs. We have three brand levels to select from with a wide array of design styles so your front door hardware will make the right first impression. You will also have peace of mind knowing that all of our brand product lines consist of secure internal mechanics regulated to ANSI rated standards.

## **Bravura**<sup>®</sup>

Finest quality, solid forged-brass designer line from Delaney with luxurious finishes. You will be able to feel the difference every time you open the door.

## **DELANEY**<sup>®</sup>

Premium door hardware with a variety of styles and finishes including the unique Sandcast collection.

## **CALLAN**<sup>®</sup>

High quality door hardware offered in a wide variety of finishes. Callan is the preferred hardware brand for builders.

# Bravura

by DELANEY®

## Add A Touch of Luxury

There is something distinctive about the feel of solid, forged-brass that can't be duplicated. It's heavy and strong, yet smooth and comfortable to the touch. Bravura's grade 2, solid forged-brass product line is never cast, hollow, or stamped. To enhance its beauty, each handleset, knob and lever is hand-finished to deliver a luxurious appearance that is both beautiful and durable... Providing long lasting quality you can feel.

<b>Entrance Hardware .....</b>	<b>6-14</b>
Handlesets.....	6-9
Interior options .....	10
Deadbolts .....	11
Keyed Locksets .....	12
Multipoint .....	13
Mortise Locks .....	13
Telluride .....	14
<b>Knobs &amp; Levers.....</b>	<b>16-24</b>
Traditional.....	17
Crystal.....	18
Rustico .....	19
Rustico Grande .....	20
Moderne .....	21
Haute Moderne.....	22
Elite Solid Zinc.....	23-24

Available Finishes in the Bravura Line include: Lifetime Polished Brass (PVD), Satin Brass (US4), Polished Nickel (US14), Satin Nickel (US15), Black (US19), Bright Chrome (US26), Oil-Rubbed Bronze (US10B), Distressed Oil-Rubbed Bronze (USD10B), Distressed Antique Nickel (USD15A). For Reference Guide for all Finishes, Please see Page 78

# ENTRANCE HANDLESETS



**980G-1**

Shown in US10B  
Also available in: USD10B, US15,  
USD15A, US19



**980G-2**

Shown in US15  
Also available in: US10B,  
USD15A, US19



**916**

Shown in US15  
Also available in: US10B

# ENTRANCE HANDLESETS



**919**

Shown in US10B  
Also available in: US15



**913**

Shown in US15  
Also available in: US10B



**915**

Shown in US10B  
Also available in: US15, US19



**990**

Shown in US10B  
Also available in: US15, USD15A

# ENTRANCE HANDLESETS



**973**

Shown in US26  
Also available in: US4,  
US10B, US15, US19



**972**

Shown in US15  
Also available in: US4,  
US10B, US26



**970**

Shown in US26  
Also available in: US10B,  
US15



**971**

Shown in US10B  
Also available in: US4, US15,  
US26

# INTERIOR OPTIONS

Pick any Lever or Knob to prefix any Interior Trims (example 904S-616)  
 Handlesets can be selected with Sectional or Full Interior Trims

## Select your Interior Trim



**-616**  
 Shown in USD15A  
 Also available in:  
 US10B, US15



**-615**  
 Shown in US10B  
 Also available in:  
 PVD, US4, US15,  
 USD15A, US19,  
 US26



**-672**  
 Shown in US15  
 Also available  
 in: US4, US10B,  
 US19, US26



**-690**  
 Shown in US10B  
 Also available in:  
 PVD, US15,  
 USD15A

## Select your Rosette



**-0** 2-5/8"  
 (PVD, US4, US10B,  
 US15, US19, US26)



**-1**  
 3-5/8" x 2-5/8"  
 (PVD, US4, US10B,  
 US15, US19, US26)



**-2**  
 3-5/8" x 2-5/8"  
 (US10B, US15)



**-6** 2-5/8"  
 (US4, US10B,  
 US15, US19, US26)



**G-1**  
 4-1/2" x 2-1/2"  
 (US4, US10B,  
 USD10B, US15,  
 USD15A, US19)



**G-2**  
 4-1/2" x 2-1/2"  
 (US4, US10B,  
 US15, US19,  
 USD15A)



**-7** 2-5/8"  
 (US4, US10B,  
 US15, US19, US26)

## Select your Knob or Lever



**905** 2-1/4"  
 (PVD, US10B, USD10B,  
 US15, USD15A, US26)



**906** 2-1/8"  
 (PVD, US10B, USD10B,  
 US15, US15, USD15A)



**947** 2-1/8"  
 (US4, US10B, US26)



**936** 2-1/4"  
 (US10B, USD10B,  
 US15, USD15A, US19)



**925** 2-1/4"  
 (PVD, US10B, US15,  
 US26, US4, US19)



**926** 2-1/4"  
 (PVD, US10B, US15,  
 US26, US4, US19)



**903** 4-3/8"  
 (US10B, US15)



**904** 4-1/2"  
 (US10B, US15, US19)



**904S** 4-1/2"  
 (US4, US10B, USD10B,  
 US15, USD15A, US19, US26)



**909** 5"  
 (US10B, USD10B, US15,  
 USD15A, US19)



**931** 4-1/2"  
 (US4, US10B, US15, US19, US26)



**935** 4-3/4"  
 (US10B, US15, US26)



**937** 4-7/8"  
 (US10B, US15, US26)



**938** 5"  
 (US10B, US15, US26)



**939** 5-3/8"  
 (US4, US10B, USD10B, US15,  
 USD15A, US19, US26)



**940** 4-9/16"  
 (US4, US10B, US15, US26)



**942** 4-7/8"  
 (US10B, US15, US26)



**943** 5-1/2"  
 (US4, US10B, US15, US26)



**944** 4-1/2"  
 (US10B, US15, US26)



**945** 4-9/16"  
 (US4, US10B, US15, US26)

# DEADBOLTS



**910-0** Single Keyed  
**960-0** Double Keyed  
**910P-0** Patio Bolt  
 Shown in US10B  
 Also available in: PVD, US4,  
 US15, US19, US26



**910G-1** Single Keyed  
**960G-1** Double Keyed  
**910GP-0** Patio Bolt  
 Shown in USD10B  
 Also available in: US10B, US15,  
 USD15A, US19



**910G-2** Single Keyed  
**960G-2** Double Keyed  
**910GP-2** Patio Bolt  
 Shown in USD15A  
 Also available in: US10B, US15



**910-5** Single Keyed  
**910-5** Patio Bolt  
 Shown in US15  
 Also available in: US10B,  
 US26



**910-1** Single Keyed  
**960-1** Double Keyed  
**910P-1** Patio Bolt  
 Shown in US10B  
 Also available in: PVD, US4,  
 US15, US19, US26



**910-2** Single Keyed  
**960-2** Double Keyed  
**910P-2** Patio Bolt  
 Shown in US15  
 Also available in: US4,  
 US10B, US19



**910-6** Single Keyed  
**960-6** Double Keyed  
**910P-6** Patio Bolt  
 Shown in US26  
 Also available in: US10B, US15,  
 US19



**910-7** Single Keyed  
**960-7** Double Keyed  
**910P-7** Patio Bolt  
 Shown in US15  
 Also available in: US4, US10B,  
 US19, US26

# KEYED LOCKSETS



**905K-0**  
Shown in US15  
Also available in: PVD, US10B,  
US26



**903K-0**  
Shown in US15  
Also available in: US10B



**906K-0**  
Shown in US10B  
Also available in: PVD, US15,  
US26



**903GK-1**  
Shown in US15  
Also available in: US10B



**909GK-1**  
Shown in USD15A  
Also available in: US10B, USD10B,  
US15



**905GK-1**  
Shown in USD10B  
Also available in: US10B,  
US15, USD15A



**909GK-2**  
Shown in US10B  
Also available in: US15,  
USD15A

# MULTIPOINT TRIMS

Multipoint and Mortise Locksets are available with any lever.

## Multipoint

**Styles:** square (-1) or curved (-2)

**Escutcheon Size:** 11" X 1 3/4".

**Function:** Entrance, Patio Bolt, Passage, Dummy/Passage, Dummy

**Finishes:** PVD, US10B, US15, USD15A, US26

**MP1** for: GU, Marvin® Integrity, Pella®, Sierra Pacific®, Superior, etc.

**MP2** for: BiltBest™, Eagle®, GU, Marvin®, Ashland, New Anderson, etc.

**MP3** for: Anderson®

**MP5** for: Hoppe®, Kolbe&Kolbe®, Lincoln, Loewen®, Norco®, Peachtree, Pozzi®, Semco™, Sierra Pacific, Therma-Tru®, Vetter, Weathershield™, Willmar, Windsor Door®, etc.



**SQUARE -1**  
**MP1 STYLE**  
**MP5 STYLE**  
Shown in: US15

**CURVED-2**  
**MP2 STYLE**  
**MP3 STYLE**  
Shown in: US10B

# GRADE 1 MORTISE LOCKSETS



**ENTRANCE HANDELSETS,  
TELLURIDE (SHOWN),  
AND 2-PIECE SECTIONAL TRIMS**

**Function:** Entrance, Hotel, Classroom, Apartments  
Shown in US15

Also available in: US10B, USD10B, US15, USD15A



# TELLURIDE

Functions: Single Keyed, Passage, Privacy, Half Dummy, Full Dummy  
Telluride is available with any knob or lever.

Telluride 695 & 692 Escutcheon Size is 9-5/16" x 2-5/8"



Exterior  
Cylinder on  
Keyed Trim

Inside Thumb-turn for  
Keyed Lockset

**904S-695**

Shown in US15  
Also available in: US10B, USD10B,  
USD15A, US19



Inside Thumb-turn for  
Keyed Lockset

**939-692**

Shown in US15  
Also available in: US10B,  
US15, US26

Telluride 696 Escutcheon Size is 10-1/2" x 3-1/8"



Exterior  
Cylinder on  
Keyed Trim

Inside Thumb-turn  
for Keyed Lockset

**904S-696**

Shown in US10B  
Also available in: US15, USD15A



**939-696**

Shown in US10B  
Also available in: US15, USD15A



# Bravura

by DELANEY®

## Knobs & Levers

Traditional .....	17
Crystal .....	18
Rustico.....	19
Rustico Grande.....	20
Moderne.....	21
Haute Moderne.....	22
Elite Solid Zinc.....	23-24

*New Finishes Satin Brass and Matte Black  
are now available*



# TRADITIONAL

Rosette Size -0 is 2-5/8" diameter



**903-0**  
Shown in US15



**904-0**  
Shown in US15  
Also available in: US10B,  
US19



**904S-0**  
Shown in US15  
Also available in: US10B,  
US19, US26



**905-0**  
Shown in US15  
Also available in: PVD,  
US10B, US26



**906-0**  
Shown in US10B  
Also available in: PVD, US15,  
US26



**903-0**  
Shown in US10B  
Also available in: US15, US26



**931-0**  
Shown in US10B  
Also available in: US4, US15,  
US19, US26

# CRYSTAL

Rosette Size -0, -6, & -7 are 2-5/8" diameter  
 Rosette Size -1 & -2 are 3-5/8" x 2-5/8"  
 Rosette Size G-1 & G-2 are 4-1/2" x 2-1/2"



**925-0**  
 Shown in US26  
 Also available in: PVD,  
 US4, US10B, US15, US19



**926-0**  
 Shown in US26  
 Also available in: PVD,  
 US4, US10B, US15, US19



**925-1**  
 Shown in US10B



**925-6**  
 Shown in US15  
 Also available in: US4,  
 US10B, US19, US26



**926-6**  
 Shown in US15  
 Also available in: US4,  
 US10B, US19, US26



**925-7**  
 Shown in US10B  
 Also available in: US4, US15,  
 US19, US26



**926-7**  
 Shown in US10B  
 Also available in: US4, US15,  
 US19, US26



**925-1**  
 Shown in US10B  
 Also available in: PVD, US4,  
 US15, US19, US26



**926-1**  
 Shown in US10B  
 Also available in: PVD, US4,  
 US15, US19, US26



**925-2**  
 Shown in US10B  
 Also available in: US15



**926-2**  
 Shown in US10B  
 Also available in: US15



**925G-1**  
 Shown in US10B  
 Also available in: PVD, US4,  
 US15, US19, US26



**926G-1**  
 Shown in US10B  
 Also available in: PVD, US4,  
 US15, US19, US26



**925G-2**  
 Shown in US10B  
 Also available in: US4, US15,  
 US19



**926G-2**  
 Shown in US10B  
 Also available in: US4, US15,  
 US19

# RUSTICO

Rustico -1 & -2 sizes are 3-5/8" x 2-5/8"



## 904S-1

Shown in US10B  
Also available in: US4,  
US15, US26



## 937-1

Shown in US10B  
Also available in: US15, US26



## 931-2

Shown in US15  
Also available in: US10B



## 905-1

Shown in US10B  
Also available in: PVD, US15,  
US26



## 903-2

Shown in US15  
Also available in:  
US10B



## 905-2

Shown in US15  
Also available in: US10B



## 931-1

Shown in US10B  
Also available in: US4, US15,  
US19, US26



## 904S-2

Shown in US15  
Also available in: US10B



## 936-2

Shown in US15  
Also available in: US10B

# RUSTICO GRANDE

Rustico Grande G-1 & G-2 sizes are 4-1/2" x 2-1/2"



## 909G-1

Shown in USD10B  
Also available in: US10B,  
US15, US19, USD15A



## 936G-1

Shown in US10B  
Also available in: USD10B, US15,  
USD15A, US19



## 931G-2

Shown in US15  
Also available in:  
US10B, US19



## 905G-1

Shown in US10B  
Also available in: USD10B, US15,  
USD15A



## 939G-1

Shown in US10B  
Also available in: US4, US15,  
USD10B, USD15A, US19



## 909G-2

Shown in USD15A  
Also available in: US10B, US15,  
US19



## 936G-2

Shown in US15  
Also available in: US10B,  
USD15A, US19



## 904SG-1

Shown in USD10B  
Also available in: US4, US10B,  
US15, USD15A, US19



## 904SG-2

Shown in USD15A  
Also available in: US4, US10B,  
US15, US19

# MODERNE

Moderne -0 Rosette Size is 2-5/8" diameter



**945-0**  
Shown in US26



**935-0**  
Shown in US15  
Also available in: US10B,  
US26



**937-0**  
Shown in US15  
Also available in: US10B,  
US26



**945-0**  
Shown in US15  
Also available in: US4,  
US10B, US26



**944-0**  
Shown in US15  
Also available in: US10B,  
US26



**939-0**  
Shown in US15  
Also available in: US4,  
US10B, US19, US26




**942-0**  
Shown in US15  
Also available in: US10B,  
US26



# HAUTE MODERNE

Haute Moderne -6 Rosette Size is 2 5/8" diameter

Haute Moderne -7 Rosette Size is 2 5/8" square



**935-6**

Shown in US15  
Also available in: US10B,  
US26



**942-6**

Shown in US15  
Also available in: US10B,  
US26



**938-6**

Shown in US15  
Also available in: US10B,  
US26



**944-6**

Shown in US15  
Also available in: US10B,  
US26



**947-6**

Shown in US15  
Also available in: US4,  
US10B, US26



**943-6**

Shown in US15  
Also available in: US4,  
US10B, US26



**937-7**

Shown in US15  
Also available in: US10B,  
US26



**906-7**

Shown in US15  
Also available in: US10B,  
US26



**904S-7**

Shown in US15  
Also available in: US4,  
US10B, US19, US26



**939-7**

Shown in US15  
Also available in: US4,  
US10B, US19, US26



**940-7**

Shown in US15  
Also available in: US4,  
US10B, US26

# ELITE SOLID ZINC



**333B**  
Shown in US15



**336B**  
Shown in US10B  
Also available in: US15



**334SB**  
Shown in US15  
Also available in: PVD,  
US10B, US26



**335B**  
Available in US10B



**337B**  
Shown in US15  
Also available in: PVD,  
US10B, US26

Outside

Inside



**310B / 360B**  
Shown in US10B  
Also available in: PVD, US15,  
US26



**333B**  
Shown in US15  
Also available in: US10B,  
US26



# ELITE SOLID ZINC

Elite Solid Zinc Series is produced with high quality, solid forged Zinc



**333RC**  
Shown in US15  
Also available in: US10B,  
US14



**347RC**  
Shown in US15  
Also available in: US10B,  
US14




**338RC**  
Shown in US15  
Also available in: US10B,  
US14



**347SC**  
Shown in US10B  
Also available in: US15, US14



**333SC**  
Shown in US10B  
Also available in: US15, US14




**310RC**  
Shown in US10B  
Also available in: US14, US15



**338SC**  
Shown in US10B  
Also available in: US15, US14



**310SC**  
Shown in US15  
Also available in: US10B, US14



# DELANEY®

## Premium Door Hardware

<b>Sandcast Collection</b> .....	<b>27-30</b>
Handlesets .....	27-28
Knobs & Levers .....	29-30
<b>Entrance Hardware</b> .....	<b>31-32</b>
Handlesets .....	31-32
Deadbolts .....	32
<b>Knobs &amp; Levers</b> .....	<b>33-38</b>
Grade 2 Knobs & Levers .....	33-34
Grade 3 Knobs .....	35-36
Grade 3 Levers.....	37-38

# SANDCAST COLLECTION



**VALERO® HANDLESET**  
Shown in ABR  
Also available in: AP, ABK



**CASTILLE HANDLESET**  
Shown in AP  
Also available in: ABR, ABK



Entrance Hardware

# SANDCAST COLLECTION



**CORDOBA® HANDLESET**  
Shown in ABR  
Also available in: AP, ABK



**CURVED DEADBOLT**  
Shown in ABK with Curved Backplate  
Also available in: AP, ABR



**SQUARE DEADBOLT**  
Shown in ABK with Square Backplate  
Also available in: AP, ABR



**STONEHENGE® HANDLESET**  
Shown in ABK  
Also available in: AP, ABR



# SANDCAST COLLECTION



**SORRENTO® KNOB**  
Shown in ABR with Curved Backplate  
Also available in: AP, ABK



**SORRENTO® KNOB**  
Shown in ABR with Square Backplate  
Also available in: AP, ABK



**TULUM® KNOB**  
Shown in ABK with Curved Backplate  
Also available in: AP, ABR



**TULUM® KNOB**  
Shown in ABK with Square Backplate  
Also available in: AP, ABR

# SANDCAST COLLECTION



**ROSA KNOB**  
Shown in AP with Square Backplate  
Also available in: ABR, ABK



**ROSA KNOB**  
Shown in AP with Curved Backplate  
Also available in: ABR, ABK



**RONDA® LEVER**  
Shown in AP with Curved Backplate  
Also available in: ABR, ABK



**RONDA® LEVER**  
Shown in AP with Square Backplate  
Also available in: ABR, ABK



**TIARA LEVER**  
Shown in ABR with Curved Backplate  
Also available in: AP, ABK



**TIARA LEVER**  
Shown in ABR with Square Backplate  
Also available in: AP, ABK

# ENTRANCE HANDLESETS



**WATERFORD2®  
HANDLESET**

**GRADE 2**  
Shown in US15  
Also available in US12P

**TRALEE®  
HANDLESET**

Shown in US10B  
Also available in US3, US15, US12P

**WICKLOW®  
HANDLESET**

Shown in US15  
Also available in US10B, US12P

**KELLINGTON®  
HANDLESET**

Shown in US12P  
Also available in: US26, US15

Delaney handlesets can be paired with any knob or lever on pages 34-38 for interior options.

# ENTRANCE HANDLESETS



## AVINO HANDLESET

Shown in US15  
Also available in: US26, US12P

## CAPRI HANDLESET

Shown in US26  
Also available in: US15, US12P

## DEADBOLTS



### GRADE 2 DEADBOLT

Shown in US15  
Also available US3, US26, US12P



### GRADE 3 DEADBOLT

Shown in US15  
Also available in US32D, US3, US26,  
US10B, US12P



### ROUND DEADBOLT

Shown in US26  
Also available in: US15, US12P



### SQUARE DEADBOLT

Shown in US26  
Also available in: US15, US12P



# GRADE 2 KNOBS & LEVERS



**ORLYN**  
Shown in US12P  
Also available in: US15



**AUBRYN**  
Shown in US12P  
Also available in: US3, US15,  
US26



**BORDAIN**  
Shown in US32D  
Also available in US12P



**LASHBROOK**  
Shown in US15  
Also available in US3, US12P



**MIRCET**  
Shown in US15  
Also available in US26, US12P



**VONCET**  
Shown in US15  
Also available in US12P



**ENSON**  
Shown in US15  
Also available in US26, US12P



# GRADE 3 KNOBS



**DERBY™**  
Shown in US12P  
Also available in US15



**OLIVIA®**  
Shown in US12P  
Also available in US3, US26, US32D



**BELTON®**  
Shown in US32D  
Also available in US3, US10B, US12P



**GALWAY®**  
Shown in US32D  
Also available in US3



**CIRA®**  
with Round Rosette  
Shown in US26  
Also available in US15, US12P



**VIDA**  
with Round Rosette  
Shown in US15  
Also available in US26, US12P



**VIDA**  
with Square Rosette  
Shown in US26  
Also available in US15, US12P



**KIRA®**  
Shown in US12P  
Also available in US15, US26

# GRADE 3 LEVERS



**SHELTON™**  
Shown in US15  
Also available in US12P



**KERRY®**  
Shown in US12P  
Also available in US15



**LOGAN**  
Shown in US10B  
Also available in US3, US12P, US15, US26



**MILTON®**  
Shown in US26  
Also available in US12P, US15, US26D



**ET LEVER**  
Shown in US15  
Also available in US26D



**DAYTON**  
Shown in US12P  
Also available in US15, US26



**TULINA™**  
Shown in US15  
Also available in US12P, US26



**VL LEVER**  
Shown in US15  
Also available in US26, US12P



**HK LEVER**  
Shown in US15  
Also available in US26, US12P



**RD LEVER**  
Shown in US15  
Also available in US26, US12P



# CALLAN®

Callan offers a full line of high-quality door hardware in a wide variety of finishes for all residential and multi-family homes. With consistent premium security mechanics to ANSI rated standards, Callan offers the best value for the cost in entrance handlesets, deadbolts, interior hardware and door accessories.

*Available Finishes in the Callan Line include: Black, Polished Brass (US3), Antique Brass (US5), Satin Nickel (US15), Antique Nickel (US15A), Bright Chrome (US26), Oil-Rubbed Bronze (US10B), Edged Oil-Rubbed Bronze (US10BE), Antique Silver (AS)  
For Reference Guide for all Finishes, Please see Page 78*

# ENTRANCE HANDLESETS



**BRIONA®  
HANDLESET**  
Shown in US10BE  
Also available in US15,  
AS, Black



**VISCONTI®  
HANDLESET**  
Shown in US15  
Also available in  
US10BE, Black



**CHATHAM®  
HANDLESET**  
Shown in US10B  
Also available in US3,  
US15, US26, US15A,  
US10BE, AS, Black

**COLTON®  
HANDLESET**  
Grade 2 & 3  
Shown in US10BE  
Also available in US3,  
US5, US15, US15A,  
US10B, Black

Callan handlesets can be paired with any knob or lever on pages 41-42 for interior options.

## DEADBOLTS



**SQUARE  
DEADBOLT**  
Shown in US10BE  
Also available in US15, Black



**ROUND  
DEADBOLT**  
Grade 2 & 3  
Shown in US15  
Also available in US3, US5,  
US15A, US26, US10B,  
US10BE, AS, Black

# GRADE 2 & 3 KNOBS



**SAXON®**  
Grade 2 & 3  
Shown in US15  
Also available in US3, US26, US15A, US10B,  
US10BE, US5, AS, Black



**CARLYLE®**  
Grade 2 & 3  
Shown in US10BE  
Also available in US3, US15, US15A, AS,  
US10B, Black



**FAIRFIELD®**  
Grade 2 & 3  
Shown in US10B  
Also available in US3, US5, US15,  
US15A, US10BE, Black



**BRAYDEN®**  
Shown in US15  
Also available in US3



**CANOVA®**  
Shown in US15  
Also available in US10BE, Black



**SANTO®**  
Shown in US10BE  
Also available in US15, Black

# GRADE 2 & 3 LEVERS



**BENNETT®**  
Grade 2 & 3  
Shown in US10BE  
Also available in US3, US5, US15,  
US15A, AS



**KENDALL®**  
Grade 2 & 3  
Shown in US15  
Also available in US3, US15A, US10BE



**NEWPORT®**  
Grade 2 & 3  
Shown in US15  
Also available in US3, US15A, US10B,  
US10BE



**LEXINGTON®**  
Shown in US15  
Also available in US3, US5



**SILONA®**  
Shown in AS  
Also available in US26, US15,  
US10BE



**ASHEVILLE®**  
Shown in US5  
Also available in US3, US15



**FLORINI®**  
Shown in US10BE  
Also available in  
US15, Black



**ARTINO®**  
Shown in US15  
Also available in  
US10BE, Black



**SORADO®**  
Shown in Black  
Also available in  
US10BE, US15



# DIGITAL



Shown in US15  
Also available in US26, US12P

## NEW ZW300 TOUCHSCREEN SMARTLOCK

### CONVENIENT

With 3 Entry Methods:

- Conventional Key
- Touchscreen
- Smartphone App

### SECURE

With Auto-Lock Feature  
after set idle time and  
Auto-Suspend after 5  
incorrect code entries

### EASY TO INSTALL

With no special tools or  
hard-wiring required,  
installation takes minutes.



Z-Wave Plus Certified

Capable of connecting with  
thousands of Z-Wave Plus devices.

# DELANEY'S SMART HOME CONTROL

ZW300 Touchscreen Smartlock offers the most convenient, secure and easy-to-use front door solution for your home. With Delaney's new smart home control app, you will be able to manage all components of your house from your front door lock to room temperature settings while having peace of mind knowing you will be notified through alerts when something goes wrong.



**Video Camera Z-WAVE Bridge**  
Provides real-time video monitoring, recording and picture saving as well as connects all of your Z-Wave Plus devices with your Smartphone App.

## Main Smart Home Components



ZWAVE Touchscreen Deadbolt (Item #ZW300)



Video Camera Z-Wave Bridge Gateway (Item #ZW100)



Delaney's FREE Smart Home Control App

## Additional Delaney Smart Home Devices (sold separately)



Door & Motion Sensor



Smart Outlet



Smoke Detector



Siren



Flood, Humidity & Temperature Sensor

For more information, visit: [www.DelaneyHardware.com/SmartLock](http://www.DelaneyHardware.com/SmartLock)

# DIGITAL LOCKS



Exterior



Interior

## KP300 TOUCHSCREEN DIGITAL DEADBOLT

Shown in US12P

Also available in US15, US26

- Backlit Touch Screen for Nighttime Visibility
- Up To 6 Unique User Codes and 1 Master Code
- One-Time User Code
- Easy Management of User Codes
- Low Battery Alert
- Automatic Lock
- Auto-Stop Suspends Operation with 5 Incorrect Attempts
- Easy Installation, No Hard Wiring Needed

## KP250 KEYPAD DEADBOLT

Shown in US12P

Also available in US15

- Includes 2 Keys and 1 Remote Control (maximum 5 Remotes per unit)
- Up to 6 User Codes (4 -10 digits in length)
- 1 Master Code for Function Set Up
- Equipped with Code Protection Function
- One-time Access Code Available
- Auto Lock Function (6 - 60 seconds)
- LED Illuminated Keypad for Nighttime Visibility
- Low Battery Alert
- Easy Installation, No Hard Wiring Needed
- One-Year Warranty for Electronic Components



Exterior



Interior

# DIGITAL LOCKS

## KP100 KEYPAD DEADBOLT

Shown in US15

Also available in US26, US12P

- LED-Illuminated Touchpad for nighttime visibility
- Program Up To 20 User Codes (between 4 - 10 digits)
- Low Battery Alert
- Manual Key Override
- Fits Any 2½" Standard Door Prep
- Easy Installation and Set-Up



Exterior



Interior

## SK500 KEYPAD LEVER LOCK

Shown with Milton Lever in US10B

Also available in Logan lever and additional finishes US15, PVD/US3

- Easy Programming; Up to 9 Individual Codes & 1 Master Code
- One-Time Use Codes Available
- Convenient Auto-Lock Feature
- Low Battery Alert
- Manual Key Override
- Fits Any 2½" Standard Door Prep
- Easy Installation and Set-Up



# BARNDOOR HARDWARE



Add a distinctive, stylish upgrade to your home while optimizing space with barn doors. Our Barndoor hardware is available in variety of styles and quality finishes with smooth, quiet wheels and durability to hold up to 330lbs.

# FLAT TRACK BARNDOOR SERIES

## 1000 SERIES STANDARD

Available in Black, Satin Nickel, Brushed Steel, Bronze, and custom finishes



Custom Finishes are also available in 1000 Series such as Patina, Weathered Rust and Satin Brass



## 2000 SERIES HORSESHOE

Available in Black



## 3000 SERIES TOP MOUNT

Available in Black, Satin Nickel, Brushed Steel & Bronze



## 5000 SERIES WAGON WHEEL

Available in Black, Satin Nickel, Brushed Steel & Bronze



## 6000 SERIES DIAMOND

Available in Black, Satin Nickel, & Brushed Steel



# SPECIALTY TRACK SERIES



## MINI BARNDOOR

Available in Black



## STANDARD BYPASS KIT


Available in Black

# ROUND TRACK SERIES



## SINGLE WHEEL

Available in Brushed Steel



## DOUBLE WHEEL

Available in Brushed Steel

# PULLS & HANDLES

Delaney offers a variety of styles and finishes in handles as well as many barndoor accessories such as soft close and floor guides. Please see our full offering at [DelaneyHardware.com](http://DelaneyHardware.com)

All Handles Shown Below Are Available in Black, Bronze & Stainless Steel

4-3/4"  
FINGER PULL



6-1/2"  
PULL HANDLE  
SQUARE  
0124



7"  
PULL  
HANDLE  
CLOVER



15-3/4"  
SINGLE-SIDED  
ROUND  
Also available in  
double-sided



17-1/4"  
SINGLE-SIDED  
SQUARE  
Also available in  
double-sided



7-3/4"  
FLAT  
SQUARE



7-3/4"  
PULL HANDLE  
ROUND 026



7-3/4"  
PULL HANDLE  
ROUND 002



7-3/4"  
PULL HANDLE  
ROUND 036



10-1/4"  
PULL HANDLE  
SPADE



11-3/4"  
PULL  
HANDLE  
ROUND  
WITH PLATE



5FT  
DOUBLE-SIDED  
SQUARE  
Also available in  
single-sided



# BATH HARDWARE



# 1100 & 900 SERIES

## 1100 SERIES

Shown in US15  
Also available in US4, US19, US26, US12P



Towel Bar Set



Paper Holder



Towel Ring



Euro Paper Holder



Robe Hook

## 900 SERIES

Shown in US26  
Also available in US4, US15, US19, US12P



Towel Bar Set



Paper Holder



Towel Ring



Euro Paper Holder



Robe Hook

# 800 & 700 SERIES

## 800 SERIES

Shown in US12P  
Also available in US15, US26



Towel Bar Set

Paper Holder

Towel Ring

Robe Hook

Euro Paper Holder

## 700 SERIES

Shown in US26  
Also available in US4, US15, US12P, US19



Towel Bar Set

Paper Holder

Towel Ring

Robe Hook

Euro Paper Holder

# 600 & 500 SERIES

## 600 SERIES

Shown in US15  
Also available in US26, US12P



Towel Bar Set

Paper Holder

Towel Ring

Euro Paper Holder

Robe Hook

## 500 SERIES

Shown in US12P  
Also available in US4, US15, US19, US26



Towel Bar Set

Paper Holder

Towel Ring

Euro Paper Holder

Robe Hook

# 400 & 300 SERIES

## 400 SERIES

Shown in US26  
Also available in US15, US12P



Towel Bar Set

Paper Holder


Towel Ring

Euro Paper Holder

Robe Hook

## 300 SERIES

Shown in US15  
Also available in US26, US12P



Square Towel Bar Set

Round Towel Bar Set

Paper Holder  
with White Roller

Towel Ring

Robe Hook

Paper Holder  
with Matching Roller

# 200 SERIES & ACCESSORIES




## 200 SERIES

Shown in US26



Towel Ring



Towel Bar Set

Paper Holder  
with White Roller



## BATH ACCESSORIES

Framed Medicine  
Cabinet



Concealed Screw Grab Bar  
Available in US32D



Shower Rod Set  
Available in US26

Curved Shower Rods  
Available in US26, US32D, and  
US10B



# TRIM HARDWARE



## Trim Hardware & Hinges

Pocket Door Locks .....	59
Door Knockers & Viewers.....	60
Plates & Pulls.....	60
Exterior Shutter Hardware .....	61
Handrail Brackets .....	62
Surface & Flush Bolts .....	62
Door Stops.....	63-64
Closet Hardware .....	65
Hinges.....	66

Trim Hardware and hinges are available in multiple finishes. Please refer to the Technical Specifications on the [DelaneyHardware.com](http://DelaneyHardware.com) website for available finishes for each product.

# POCKET DOOR LOCKS



**ROUND PRIVACY  
POCKET DOOR LOCK**

Shown in US10B  
Also available in US15, Black



**ROUND PASSAGE  
POCKET DOOR LOCK**

Shown in US15  
Also available with US10B, Black



**SQUARE PRIVACY  
POCKET DOOR LOCK**

Shown in Black  
Also available in US3, US5, US10B,  
US12P, US15, US15A, US26



**SQUARE PASSAGE  
POCKET DOOR LOCK**

Shown in US15  
Also available in US3, US5, US10B,  
US12P, US15A, US26, Black

# DOOR KNOCKERS & VIEWERS



**4" DOOR KNOCKER WITH VIEWER**  
Also available with UL viewer



**6" DOOR KNOCKER WITH VIEWER**



**160° DOOR VIEWER**



**180° DOOR VIEWER**



**160° UL VIEWER**



**200° UL VIEWER**



**4" SOLID BRASS HOUSE NUMBER**



**4" BLACK HOUSE NUMBER**

## PLATES & PULLS

### STAINLESS STEEL KICK PLATE

Available in 6" x 34" or 8" x 34" sizes.



### STAINLESS STEEL PULL & PUSH PLATE

Available in 3-1/2" x 15" or 4" x 16" sizes



### SOLID BRASS PULL & PUSH PLATE

Available in 3-1/2" x 15" or 4" x 16" sizes



# EXTERIOR SHUTTER HARDWARE



EXTERIOR SHUTTER HINGE SET



FOR WOOD



FOR BRICK



FOR STONE




SHUTTER S HOOK

# HANDRAIL BRACKETS



**3-1/2" HANDRAIL BRACKET**



**3" HANDRAIL BRACKET**



**DECORATIVE HANDRAIL BRACKET**



# SURFACE AND FLUSH BOLTS



**12" SURFACE BOLT (762)**



**6" SURFACE BOLT (766)**



**6" SURFACE BOLT**  
*Also available in 3"*



**6" FLUSH BOLT ROUND**



**6" FLUSH BOLT SQUARE**



**MORTISE-IN FLUSH BOLT**



**MORTISE-IN EXTENSION FLUSH BOLT**

# DOOR STOPS



**3/4"  
SPRING STOP**



**3" JUMBO  
SPRING STOP**



**3" 1-PIECE  
SPRING STOP**



**SOLID BRASS  
RIGID STOP (920)**



**3" HEAVY DUTY  
RIGID STOP**



**DOOR SAVER II**




**DOOR SAVER 3**



**HEAVY DUTY HINGE  
PIN STOP**



**DOOR SAVER HINGE  
PIN STOP**



**HALF-HINGE PIN  
STOP**

# DOOR STOPS & GUARDS



**2-3/4" FLOOR STOP (922)**



**2-3/4" FLOOR STOP**



**2-1/8" FLOOR STOP**



**DROP DOWN DOOR HOLDER**




**1-3/8" FLOOR STOP (921)**



**HIGH PROFILE DOME STOP**



**LOW PROFILE DOME STOP**



**SAFETY DOOR GUARD**



**1" WALL BUMPER**



**2-1/4" WALL BUMPER**



**3" KNOB PROTECTOR PLATE**



**CHAIN DOOR STOP WITH VINYL COVER**

# CLOSET HARDWARE



**MORTISE BALL  
CATCH**



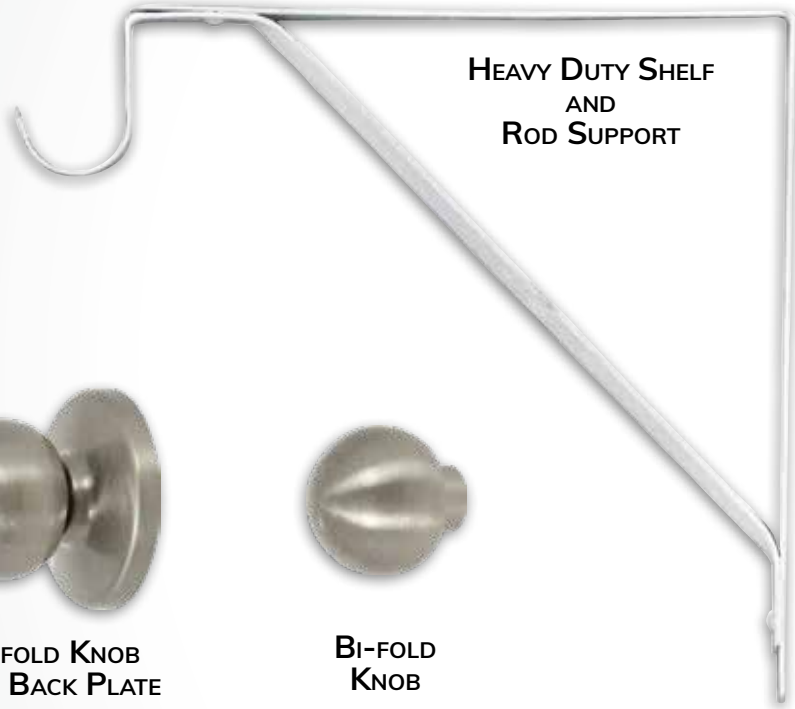
**DRIVE-IN BALL  
CATCH**



**JUMBO ROLLER  
CATCH**



**SOLID BRASS  
CABINET KNOB**



**HEAVY DUTY SHELF  
AND  
ROD SUPPORT**




**DRIVE-IN  
FINGER PULL**



**BI-FOLD KNOB  
WITH BACK PLATE**



**BI-FOLD  
KNOB**



**METAL CLOSET  
POLE SOCKETS**



**PLASTIC CLOSET  
POLE SOCKETS**




**ADJUSTABLE  
CLOSET ROD**

# HINGES



**3 1/2" 5/8" R HINGE**  
Shown in Black



**3 1/2" 5/8" R BALL BEARING HINGE**  
Shown in US15



**4" 5/8" R x SQ HINGE**  
Shown in US26D



**4" 5/8" R HINGE**  
Shown in US10B



**4" 5/8" R BALL BEARING HINGE**  
Shown in US10B



**4" 5/8" R x SQ SPRING HINGE**  
Shown in US26D



**4" BALL BEARING HINGE**  
Shown in US26D



**4" NRP BALL BEARING HINGE**  
Shown in US26D



**4" SPRING HINGE**  
Shown in US26D  
Also available in 5/8" Radius



**4 1/2" BALL BEARING HINGE**  
Shown in US32D  
Also available NRP



**4 1/2" PLAIN BEARING HINGE**  
Shown in US26D



**4 1/2" SPRING HINGE**  
Shown in US26D

# COMMERCIAL



# Commercial Hardware & Steel Doors and Frames

Locksets .....	69-71
Deadbolts.....	72
Exit Devices .....	73-74
Exit Device Trims .....	75
Door Closers.....	76
Hollow Metal Doors & Frames.....	77

## New Multi-Family Smartlock Coming Soon 2019

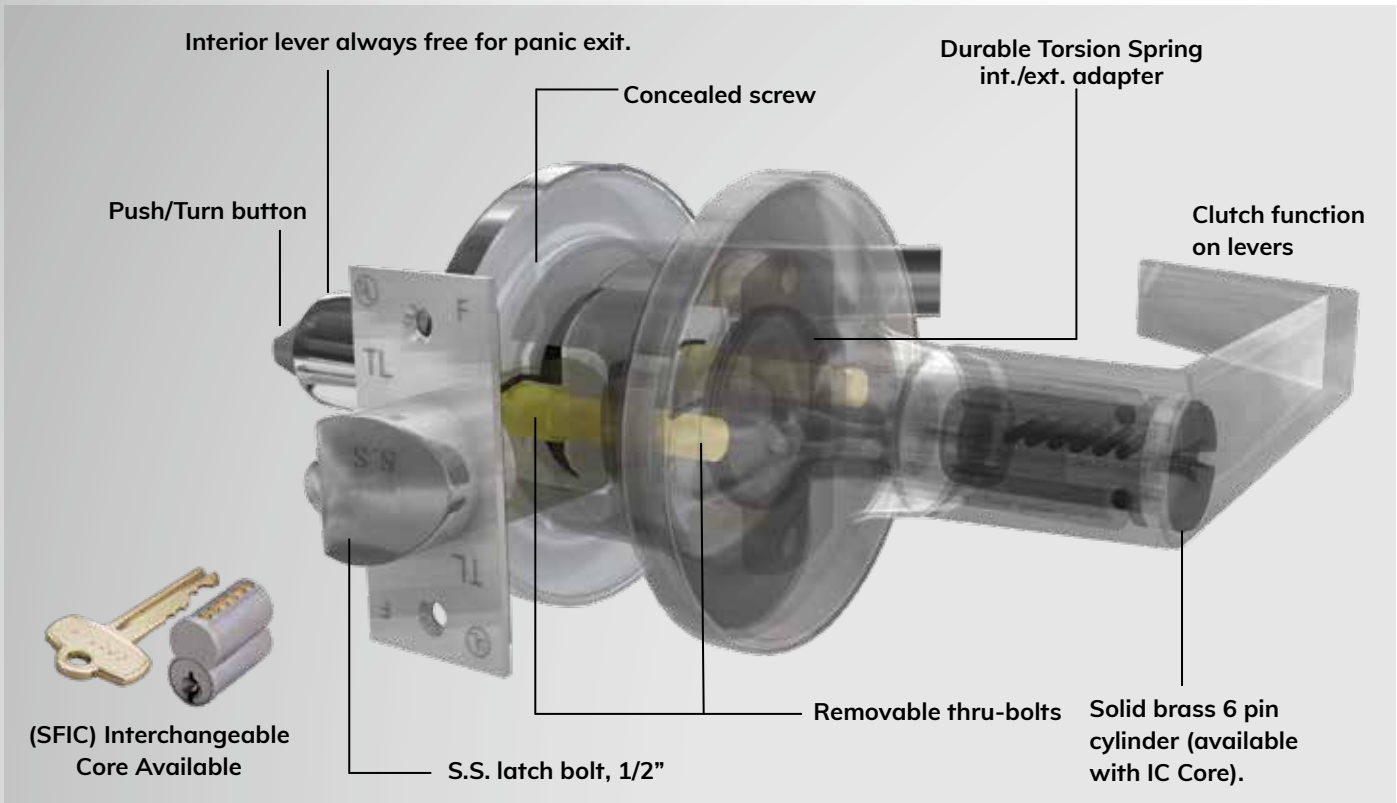
This new smartlock was designed with Property Managers in mind and includes:

- Hassle-free Access Management Control
- Keyless Entry with Smart Credentials or Smartphone Access
- Audit Trail and Enhanced Security Features
  - Stylish Sleek Design



# CYLINDRICAL LEVERSETS

GRADE 1 F SERIES / GRADE 2 E SERIES



## SD LEVER

Shown in US26D  
Also available in US10B

IC Core Available



Shown in US10B



## MD LEVER

Shown in US26D  
Also available in US10B



Shown in US10B



## CT LEVER

Shown in US26D  
Also available in US10B

IC Core Available



Shown in US10B



# GRADE 2 TUBULAR LEVERSETS

## RH SERIES



**CT LEVER**  
Shown in US26D  
Also available in US10B



**CT LEVER**  
Shown in US10B  
Also available in US26D



**MD LEVER**  
Shown in US26D  
Also available in US10B



**REGENCY LEVER**  
Shown in US12P  
Also available in US15



**ANSLEY® KNOB**  
Shown in US12P  
Also available in US15

# GRADE 2 CYLINDRICAL KNOBSETS

## EA & EI SERIES



### EA SERIES BA KNOB

Shown in US32D  
Also available in US10B, US3



### EI SERIES BA KNOB

Shown in US32D



(SFIC) Interchangeable  
Core Available

# GRADE 2 INTERCONNECTED LOCKSETS



## IL SERIES



Square Corner Escutcheon  
Shown in US10B



Also available in US15




# GRADE 1 DEADBOLT

## LM SERIES



# GRADE 2 DEADBOLT

## LU SERIES



**(SFIC) INTERCHANGEABLE CORE DEADBOLT (LU-RC)**  
Shown in US32D

Shown in US10B

# GRADE 1 HEAVY DUTY EXIT DEVICES

## RIM TYPE & VERTICAL ROD EXIT DEVICES

**9000 SERIES**   
Shown in US32D LISTED



**9100/F9100 FIRE RATED**   
Shown in US32D LISTED



**F9000 FIRE RATED**   
Shown in US32D LISTED



# GRADE 1 EXIT DEVICES

## RIM TYPE & VERTICAL ROD EXIT DEVICES

**8000 SERIES**   
Shown in US28



**8100/F8100 FIRE RATED**   
Shown in US28



**F8000 FIRE RATED**   
Shown in DURO



# EXIT DEVICE TRIMS

## 700 SERIES ESCUTCHEON LEVER TRIM



## 600 SERIES PULL TRIM



All Exit Devices Are



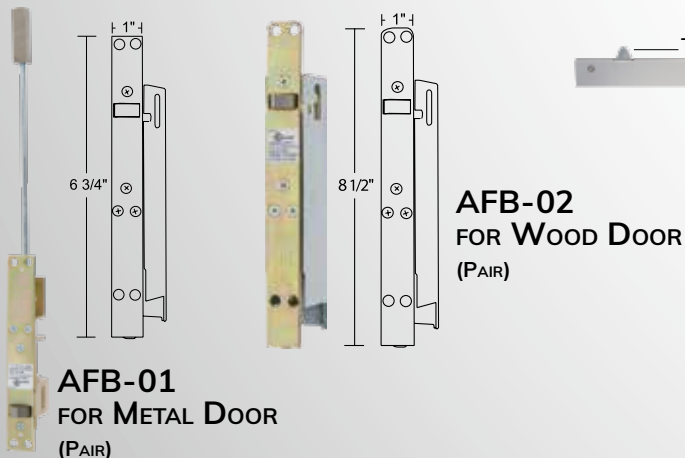
## 500 SERIES LEVER TRIM



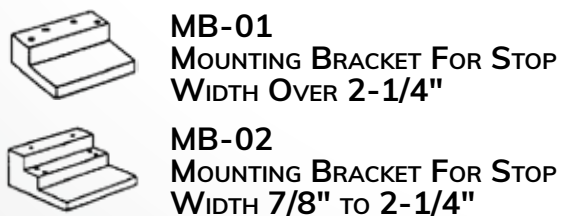
## 400 SERIES THUMBPIECE TRIM



## AUTOMATIC FLUSH BOLTS



## FIRE DOOR COORDINATOR



# DOOR CLOSERS

All Exit Devices Are



8000 / 8000-DA  
HEAVY DUTY  
(GRADE 1)

Shown in Aluminum



6000 SERIES  
MEDIUM-HEAVY DUTY  
(GRADE 1)

Shown in Duro



4400 SERIES  
LIGHT-MEDIUM DUTY  
(GRADE 1)

Shown in Aluminum



3000 SERIES  
LIGHT DUTY  
(GRADE 2)

Shown in Aluminum



# HOLLOW METAL BY PREMIER

## PREMIER STEEL DOORS & FRAMES

Premier manufactures hollow metal doors and frames as well as metal building door systems.

An industry leader in hollow metal doors and proud member of:

- Door and Hardware Institute (DHI),
- National Association of Architectural Metal Manufacturers (NAAMM-HMMA Division)
- Construction Specifications Institute (CSI)
- Metal Building Manufacturers Association (MBMA)
- Metal Building Contractors & Erectors Association (MBCEA)

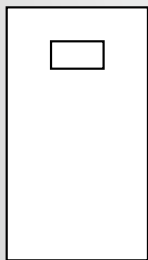


COMMERCIAL  
MULTI-FAMILY  
PRIMED  
DOORS & FRAMES

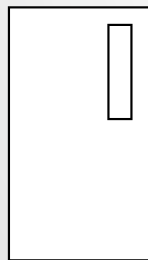
### STANDARD DOOR OPTIONS:



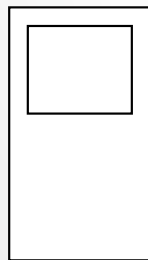
FLUSH



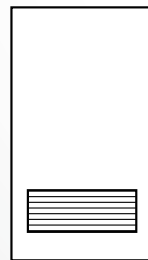
VISION  
LITE



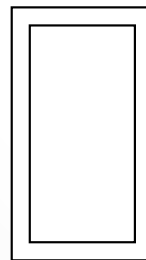
NARROW  
LITE



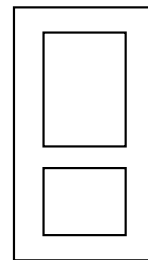
HALF  
GLASS



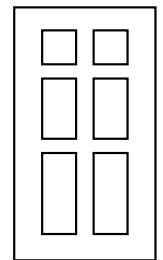
LOUVER



FULL  
GLASS



2-PANEL



6-PANEL

[WWW.TRUSTPREMIER.COM](http://WWW.TRUSTPREMIER.COM)

# AVAILABLE FINISHES



US3  
POLISHED BRASS



US19  
BLACK



PVD  
LIFETIME POLISHED  
BRASS



US26  
POLISHED CHROME



US4  
SATIN BRASS



US26D  
DULL CHROME



US5  
ANTIQUE BRASS



US32D  
STAINLESS STEEL



US14  
POLISHED NICKEL



AS  
ANTIQUE SILVER



US15  
SATIN NICKEL



USD15A/AP  
AGED PEWTER



US15A  
ANTIQUE NICKEL



ABK  
AGED BLACK



US10B  
OIL RUBBED  
BRONZE



USD10B/ABR  
AGED BRONZE



US10BE  
EDGED OIL RUBBED  
BRONZE



AL/US28  
ALUMINIUM



US12P  
TUSCANY BRONZE



DURO  
DURO BRONZE



# DELANEY®

BRAVURA • DELANEY • CALLAN  
PREMIER STEEL DOORS & FRAMES



DelaneyHardware.com | 800.952.4430

LITCATALOG - Printed August 2018